

CFMoto CForce 600-625 radiator relocation installation.



Remove front rack, front left fender, top plastics and take radiator off.




Cut a hole in the front cover for hoses.



Reinstall top plastics and front rack.



**Assemble radiator cover.
Red bolts 6x16mm and yellow bolts 6x20mm.**



**Install radiator cover on front rack, 6x60mm bolts.
Now you can install radiator on place.**




Remove oem pipe from reservoir tank and install new 70cm pipe.




Insert pipe to radiator.



Connect fan wire back.



**Install both radiator hoses.
Upper hose 50cm and lower 30cm.**



Connect hoses to the OEM water hoses.



Assembly rest plastics back and enjoy!



HIISI PRODUCTS

for hard ride

